



**VALDOSTA STATE UNIVERSITY
OFFICE OF INSTITUTIONAL RESEARCH
ENROLLMENT UPDATE—Fall 2015**

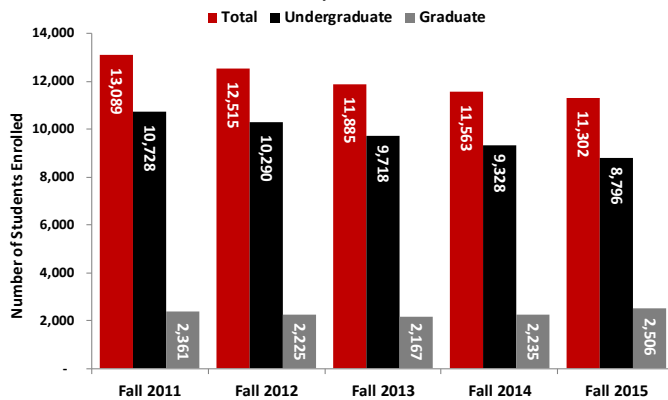
1500 N. Patterson St. Valdosta, GA 31698 • Phone (229) 333-7831
http://www.valdosta.edu/administration/institutional-research



This information has been compiled by the Office of Institutional Research in an effort to provide useful and timely information to the Valdosta State University community. This information will be updated each semester, upon the availability of official data. Please contact the Office of Institutional Research with any questions regarding this.

Fall 2015 Enrollment

Total Enrollment, Fall 2011–Fall 2015

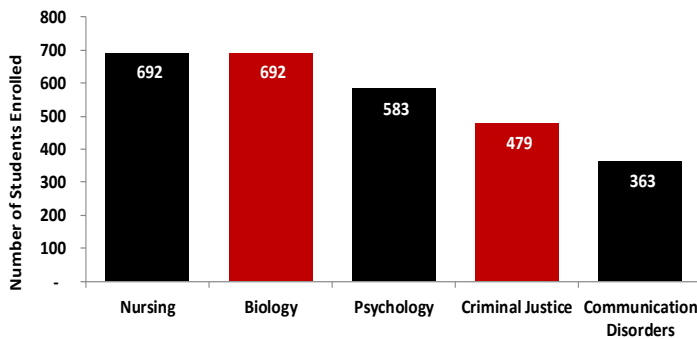


Total Enrollment by Gender and Ethnicity, Fall 2015

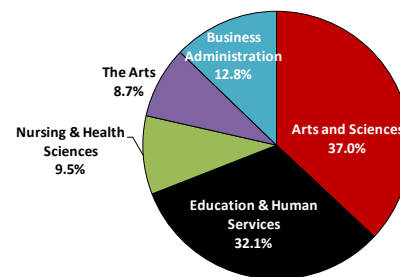
Ethnicity	Female	% of Female	Male	% of Male	Total	% of Total
American Indian/Alaskan Native	14	0.2%	21	0.5%	35	0.3%
Asian	130	1.9%	167	3.9%	297	2.6%
Black	2,409	34.4%	1,332	31.0%	3,741	33.1%
Hawaiian/Pacific Islander	9	0.1%	4	0.1%	13	0.1%
Hispanic	330	4.7%	217	5.1%	547	4.8%
Multiracial	223	3.2%	131	3.1%	354	3.1%
Unknown	46	0.7%	50	1.2%	96	0.8%
White	3,850	54.9%	2,369	55.2%	6,219	55.0%
Total	7,011	100.0%	4,291	100.0%	11,302	100.0%

Note: May not total 100% due to rounding.

Total Enrollment by 5 Largest Declared Primary Majors, Fall 2015

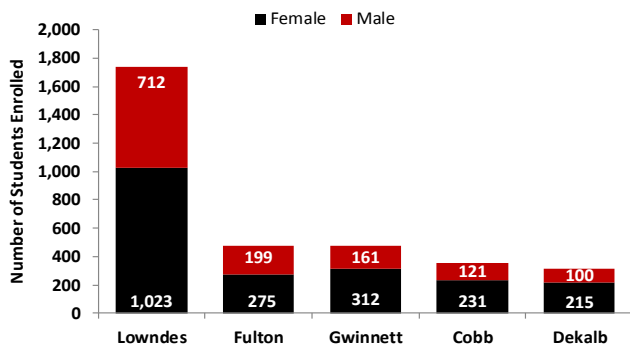


Total Enrollment by Primary College, Fall 2015

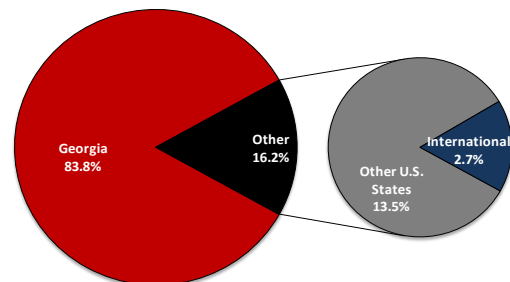


Note: The College of Arts & Sciences includes undecided majors. Pre-business students are included in Business Administration. Pre-nursing students are included in Nursing & Health Sciences.

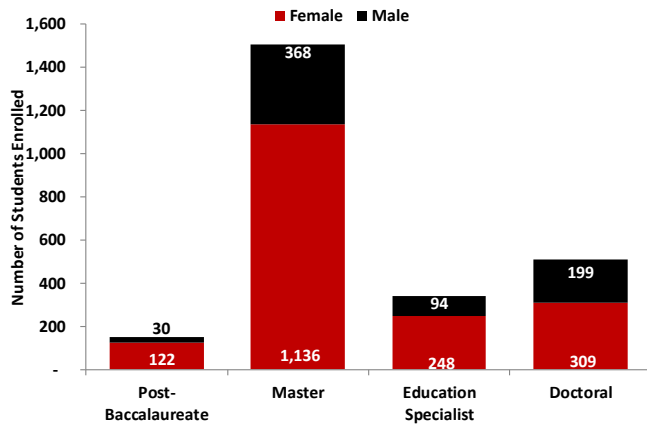
Total Enrollment of Georgia Counties with Highest Enrollment by Gender, Fall 2015



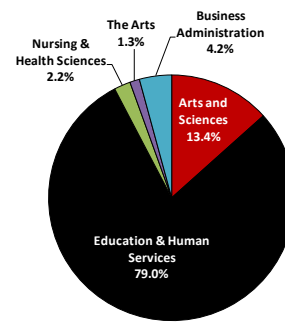
Total Enrollment by Residency, Fall 2015



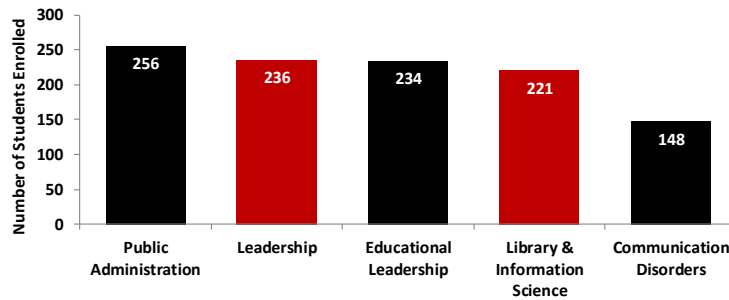
Graduate Enrollment by Classification and Gender, Fall 2015



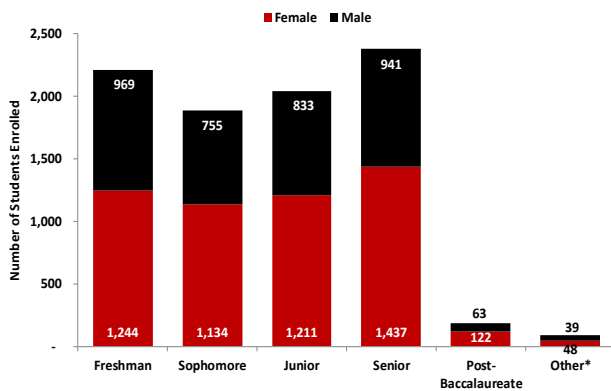
Graduate Enrollment by Primary College, Fall 2015



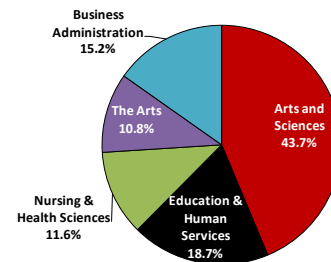
Graduate Students by 5 Largest Primary Majors, Fall 2015



Undergraduate Enrollment by Class, Fall 2015



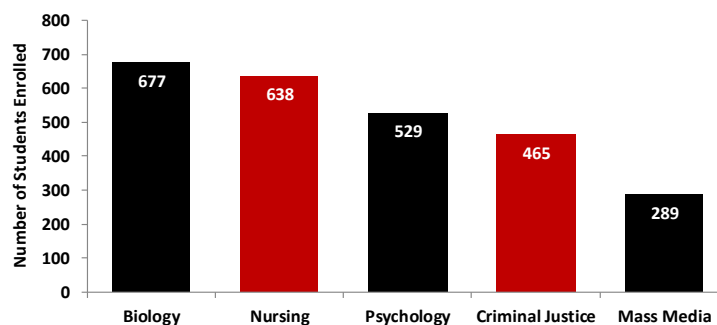
Undergraduate Enrollment by Primary College, Fall 2015



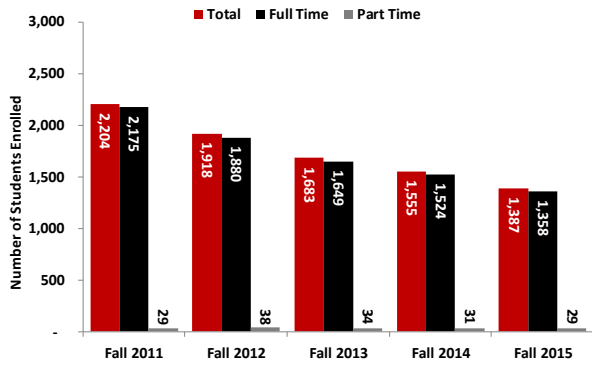
Note: The College of Arts & Sciences includes undecided majors. Pre-business students are included in Business Administration. Pre-nursing students are included in Nursing & Health Sciences.

* Includes Joint Enrolled, Transient, and Other.

Undergraduate Students by 5 Largest Declared Primary Majors, Fall 2015



First-Time Freshmen Enrollment, Fall 2011–Fall 2015

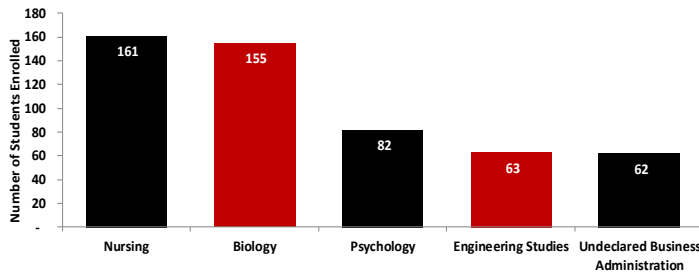


First-Time Freshmen Enrollment by Gender and Ethnicity, Fall 2015

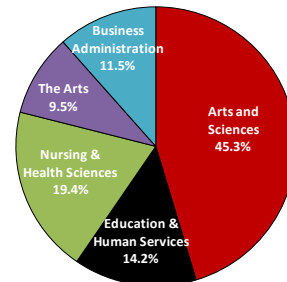
Ethnicity	Female	% of Female	Male	% of Male	Total	% of Total
American Indian/Alaskan Native	1	0.1%	0	0.0%	1	0.1%
Asian	5	0.6%	21	3.7%	26	1.9%
Black	283	34.4%	208	36.8%	491	35.4%
Hawaiian/Pacific Islander	1	0.1%	1	0.2%	2	0.1%
Hispanic	61	7.4%	30	5.3%	91	6.6%
Multiracial	42	5.1%	25	4.4%	67	4.8%
Unknown	3	0.4%	5	0.9%	8	0.6%
White	426	51.8%	275	48.7%	701	50.5%
Total	822	100.0%	565	100.0%	1,387	100.0%

Note: May not total 100% due to rounding.

First-Time Freshmen by 5 Largest Declared Primary Majors, Fall 2015

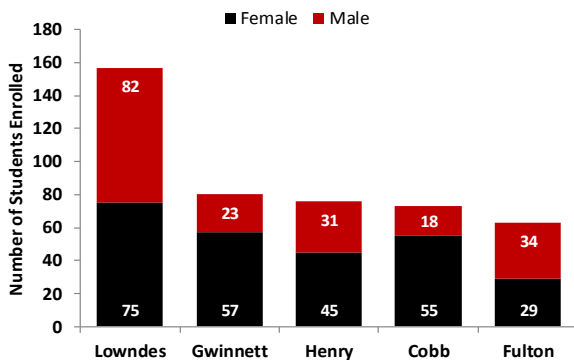


First-Time Freshmen Enrollment by Primary College, Fall 2015

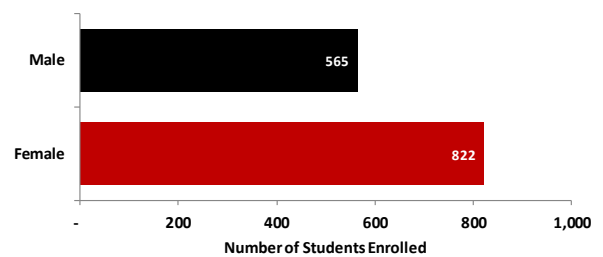


Note: The College of Arts & Sciences includes undecided majors. Pre-business students are included in Business Administration. Pre-nursing students are included in Nursing & Health Sciences.

First-Time Freshmen Enrollment of Georgia Counties with Highest Enrollment by Gender, Fall 2015

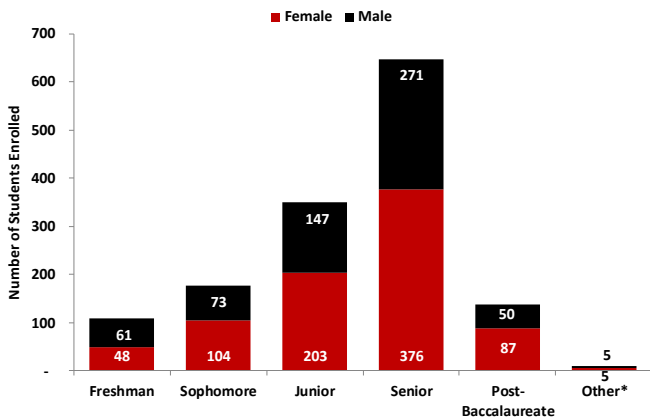


First-Time Freshmen Enrollment by Gender, Fall 2015

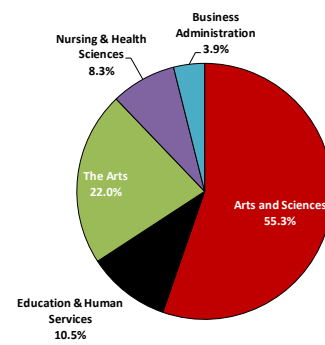


First-Time, Full-Time Freshman Profile		
Average SAT	Average ACT	Average High School GPA
Critical Reading: 519	English: 21	3.21
Math: 500	Math: 20	
Total: 1019	Composite: 22	

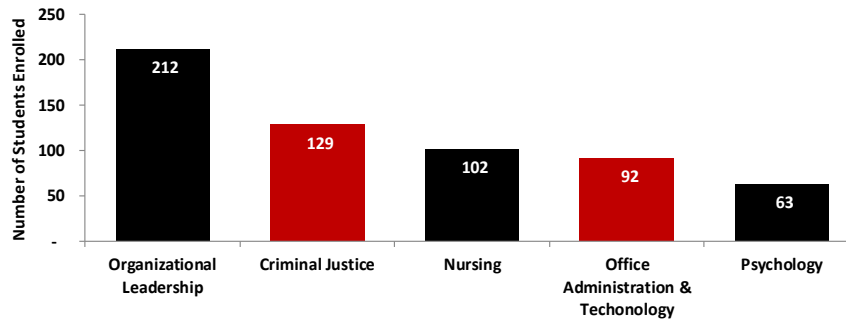
Undergraduate Adult Learners by Classification and Gender, Fall 2015



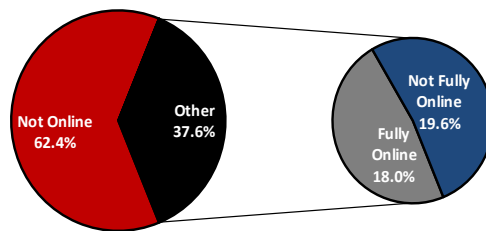
Undergraduate Adult Learners Enrollment by Primary College, Fall 2015



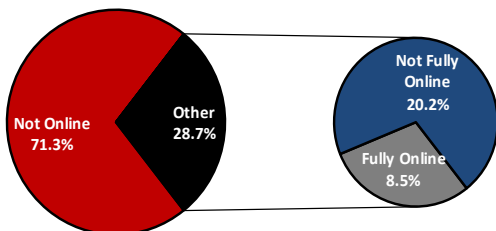
Undergraduate Adult Learner Students by 5 Largest Declared Primary Majors, Fall 2015



Total Enrollment for Distance Learning, Fall 2015



Undergraduate Enrollment for Distance Learning, Fall 2015



Graduate Enrollment for Distance Learning, Fall 2015

